



Megan's Travel Escapes

Discover your Escape!

– Couples Trip to Bali

13 September – 20 September 2025

Ubud | Nusa Penida | Kuta

Table of Contents


FLIGHTS	2
ACCOMODATION	3
TRANSPORT	4
TRAVEL ITINERARY (Day Summary)	5
TRAVEL ITINERARY (Detailed)	8
Day 1 - Activities (Travel to Bali)	8
Day 2 - Activities (Art Market, Monkey Forest, Temples).....	11
Day 3 - Activities (Kanto Lamp Waterfall, Tegalalang Rice Terrace)	13
Day 4 - Activities (Mount Batur, Travel to Nasi Penida)	15
Day 5 - Activities (Kelingking Beach, Broken Beach, Angel Billabong).....	19
Day 6 - Activities (Manta Ray & Sea Turtle Snorkeling)	22
Day 7 - Activities (Tembeling Beach & Forest, Diamond Beach)	22
Day 8 - Activities (Kuta Shopping & Flight to Auckland)	24
THINGS TO NOTE.....	25
Avoiding Bali Belly	26
VISA REQUIREMENTS	26
SHOPPING	27
WHAT TO EAT.....	28


COMMON PHRASES	28
TIPPING CULTURE	28
USEFUL APPS	28
WIFI/E-SIM	29
EXPENSE TRACKING	29
APPENDIX	30


FLIGHTS




Auckland to Bali (Denpasar)

Sat, 13 Sept • 1 flight


AKL Auckland • 11:10am
 9h 10m flight time



NZ290
 Operated by Air New Zealand
 BOEING 777



DPS Bali (Denpasar) • 4:20pm
 Bali (Denpasar)


 Cabin	 Fare	 Bags
Economy (G)	Economy	2 bags (23kg each)




Bali (Denpasar) to Auckland

Sat, 20 Sept • 1 flight


DPS Bali (Denpasar) • 5:50pm
 Bali (Denpasar)
 7h 40m flight time


NZ291
 Operated by Air New Zealand
 BOEING 777


AKL Auckland • 5:30am⁺¹ ⚠ Arrives Sun, 21 Sept

 Cabin	 Fare	 Bags
Economy (G)	Economy	2 bags (23kg each)

Booking Reference: XXXXXXXXXX

XXXXXXXXXX 7kg carry on + 23kg check in

XXXXXXXXXX – 7kg carry on + 23kg check in

ACCOMODATION

Day 1-3



Traveler Name: [REDACTED]

Check In: After 2:00pm, Saturday 13 September 2025 | **Check Out:** 12:00pm Tuesday 16 September 2025

Name: [REDACTED]

Address: [REDACTED]

Phone: [REDACTED]

Confirmation number: [REDACTED]

Day 4-8



Traveler Name: [REDACTED]

Check In: After 1:00pm, Tuesday 16 September 2025 | **Check Out:** 11:00am Saturday 20 September 2025

Name: [REDACTED]

Address: [REDACTED]

Phone: [REDACTED]

Confirmation number: [REDACTED]

TRANSPORT

Shuttle - Denpasar Airport to Ubud (13 September 2025)

Transport Type: Private Shuttle

Price: [REDACTED]

Booking reference: Booked via Airbnb

From: Gusti Ngurah Rai International Airport

Departure Time: Based on 4:20pm flight arrival

To: [REDACTED]

Arrival Time: Before 8:00pm

Private Driver – Ubud (15 September 2025)

Transport Type: Private Shuttle

Price: [REDACTED]

Booking Reference: [REDACTED]

From: [REDACTED]

Departure Time: 7:15 am (10 hours)

End Time: Before 5:15 pm

Ferry – Bali to Nusa Penida (16 September 2025)

Transport Type: Ferry (Gangga Express)

Price: [REDACTED]

Booking Code: [REDACTED]

From: Jl. Kusanegara, Tri Bhuwana Harbour, Dawan, Kabupaten Klungkung, Bali, Indonesia

Departure Time: 3:45pm (30 minutes)

To: Sampalan Harbour, Batununggul, Nusapenida, Kabupaten Klungkung, Bali

Arrival Time: 4:15pm

Private Driver – Nusa Penida West (17 September 2025)

Transport Type: Private Shuttle

Price: [REDACTED]

Booking Code: [REDACTED]

From: [REDACTED]

Departure Time: 9:00am (8 hours)

End Time: 5:00pm

Private Driver – Nusa Penida (19 September 2025)

Transport Type: Private Shuttle

Price: [REDACTED]

Booking Code: [REDACTED]

From: [REDACTED]

Departure Time: 10:00am

End Time: 6:00pm

Ferry – Nusa Penida to Sanur, Bali (20 September 2025)

Price: [REDACTED]

Booking Reference: [REDACTED]

From: Banjar Nyuh Harbour (Nusa Penida)**Departure Time:** 9:00am**To:** Sanur Angel Billabong**Arrival Time:** 9:45am

TRAVEL ITINERARY (Day Summary)

Travel to Bali

Day 1
13 Sept

Morning

8:15 Depart to Auckland Airport

11:00 Flight to Bali

Afternoon

4:20 Arrive in Bali

Evening

8:00 Arrive in Ubud Villa

9:00 Dinner in Ubud



Art Market, Monkey Forest & Dance Performance

Day 2
14 Sept

Morning

9:00 Floating Breakfast

11:00 Ubud Art Market

Afternoon

1:00 Lunch

2:30 Monkey Forest

4:00 Ubud Water Palace

5:00 Dinner & Rest

Evening

7:00 Ubud Palace and Dance performance



Day 3
15 Sept
Kanto Lamp Waterfall & Rice Terrace

- **Morning**
 7:15 Depart to Kanto Lamp Waterfall
 8:15 Photos at Kanto Lamp Waterfall
- **Afternoon**
 12:15 Lunch at Tis Café
 4:30 In-house massage
- **Evening**
 6:00 Dinner & Shopping in Ubud


Mount Batur & Travel to Nusa Penida
Day 4
16 Sept

- **Morning**
 3:00 Hotel Pickup
 4:45 Jeep to Mount Batur & Black Lava
 8:00 Return to Ubud
- **Afternoon**
 12:00 Check out
 1:00 Lunch
 3:45 Ferry to Nusa Penida
 4:15 Check-In to Jungle Bungalow
- **Evening**
 5:15 Dinner & Rest


Kelingking Beach & Broken Beach
Day 5
17 Sept

- **Morning**
 8:00 Breakfast
 10:00 Kelingking Beach
- **Afternoon**
 1:00 Lunch
 3:00 Broken Beach & Angel Billabong
- **Evening**
 6:00 Massage & Dinner



Snorkeling with Manta Rays & Sea Turtles

Day 6
18 Sept

- **Morning**
7:00 Breakfast
8:15 Snorkeling with manta rays and sea turtles
- **Afternoon**
12:00 Lunch, massage, sun & free time



Tembeling Beach & Diamond Beach

Day 7
19 Sept

- **Morning**
9:00 Breakfast
11:00 Tembeling Beach
- **Afternoon**
2:00 Lunch
3:00 Diamond Beach
- **Evening**
6:00 Massage & Dinner



Kuta Shopping & Return to Auckland

Day 8
20 Sept

- **Morning**
7:00 Breakfast
9:00 Ferry to Sanur, Bali
11:15 Explore Kuta
- **Afternoon**
2:00 Depart for Denpasar Airport
5:50 Flight to Auckland



TRAVEL ITINERARY (Detailed)

13 Sept	Day 1 - Activities (Travel to Bali)
Morning 8:15am-4:20pm (Bali time) 11 hours	Flight to Bali Auckland Airport – International Terminal Arrive at the Auckland International Terminal before 8:45am for a 11:00am flight to Indonesia, Bali. The flight will be ~9 hours and you are scheduled to arrive at Bali Denpasar Airport at 4:20pm.
Afternoon 4:20-5:30 (1 hour)	Enter Bali Immigration Gusti Ngurah Rai / Denpasar International Airport To enter Bali Immigration, you will need: <ul style="list-style-type: none"> • E-visa (B1 Tourist) for [REDACTED] Approved • C1 211A Tourist Visa for [REDACTED] Approved • [BC 2.2 Electronic Customs Declaration (ECD) form] – 2 days before departure • [Tourist Tax, Health declaration & Custom declaration] – 2 days before departure • Passports (no stain, water damage, rips)

Evening

5:30-8:00

(2 hours 30 minutes)

Private Shuttle Transfer to Ubud

Gusti Ngurah Rai / Denpasar International Airport
Check your **wifi connection, exchange cash/ATM, buy a few bottled waters, and use the bathroom** before your car ride as your trip to Ubud can be 2-3 hours due to heavy traffic in Bali.



Your driver (booked via tour accommodation) will be holding up a sign with your name [REDACTED] on it, when you have found the driver at the pick-up area, you can pay them [REDACTED] in cash when you meet him for the shuttle service.

Take the car for 1 hour 15 minutes to 2 hours 40 minutes from the airport to Graha Sandat Villa, your Ubud accommodation.

8:00-9:00

(1 hour)

Check-In Ubud Villa

Your driver will drop you off at [REDACTED] Ubud. Check-in your accommodation and freshen up. Friendly reminder to ask for:

- Bottled water
- **[Book floating breakfast for tomorrow morning (14 Sep)]**
- Check for any insects/geckos in the room
- Confirm emergency/medical contact number
- Closest convenient store

**9:00~****First Meal in Bali**

Ubud Central

Explore Ubud eateries for dinner but check the restaurant closing time. We have curated list of recommended eateries in Ubud (central) below.

Lunch/ Dinner Recommendations (Ubud Central)**L'Osteria Pizza e Cucina Ubud**

- Italian, Pizza
- Booking in advance is recommended
- Recommended by Celine & Cynthia
- Average Price: ~\$25pp

**Sun Sun Warung**

- Bebek betutu duck, Nasi Compur
- Balinese food
- Average Price: ~\$25pp



Warung Pondok Madu

- 'Best Ribs in Bali'
- BBQ restaurant
- Average Price: ~\$25.5pp

**Sweet Orange Warung**


- Satay, Noodles
- Balinese food
- Outdoor garden view
- Average Price: ~\$18 pp

**Tukies Coconut Shop**

- Coconut ice-cream & desserts
- For everything coconut (come hungry)
- Recommended by Yoshi & Megan
- Average Price: ~\$7 pp

**Mudra Café**

- Smoothie Bowls
- Vegetarian options
- Healthy café
- Average Price: ~\$15 pp

**Plant Bistro**

- Vegan
- Italian Restaurant
- Purple risotto – Recommended
- Average Price: ~\$25 pp

**Brie Restaurant & Cheesery**

- Cheese related food
- Cheesecake
- Average Price: ~\$25 pp



Kagemusha

- Japanese Restaurant
- Fried chicken wings is recommended by Celine and Cythina
- Average Price: ~\$15 pp

**14 Sept****Day 2 - Activities (Art Market, Monkey Forest, Temples)**

Morning

9:00-11:00

(2 hours)

Floating Breakfast

Enjoy your floating breakfast in your Airbnb private pool and take lots of Instagram photos!

**11:00-1:00**

(2 hours)

Shopping at Ubud Art Market

Ubud Art Market

Prepare to head out to Ubud Art Market.

Note: Don't wear loose clothing to avoid monkeys grabbing your clothes when visiting the monkey forest later in the afternoon.

Book a **Grab Scooter** and travel to Ubud Art Market for 16K IDR for 10 minutes.



Start your shopping and exploring journey at Ubud Art Market, a vibrant traditional marketplace with a variety of unique Bali goods. **Haggling is Bali culture and common practice**, so don't get intimidated. They may come across as rude or dismissive, don't take it personally, it's just the hag life. You can start low (50-40% off) and be prepared to walk away. Often, they will call you back with a better offer.

Notes:

- No entrance fee to visit the Ubud Art Market
- Buy some shoulder covers for the temples
- Buy dresses, towels and swimwear and whatever else you find!
- "Berapa?" (How much?)
- "Mahal" (Too expensive)



Afternoon
1:00-2:30
 (1 hour 30
 minutes)

Lunch in Ubud

Ubud Central

Have lunch of your choice – refer to Ubud (central) eatery recommendation or explore (highly rated) restaurants nearby.

2:30-4:00
 (1 hour 30
 minutes)

Stroll through the Ubud Monkey Forest

Sacred Monkey Forest Sanctuary

Make your way to the Ubud Monkey Forest by walking or Grab scooter.

Entry Fee: 100K IDR

Selfie Fee: 50K IDR

What to see?

Inside the Monkey Forest visitors can see **3 temples** (Pura Dalem or temple to worship Lord Shiva, Holy Water Temple, and Cremation Temple). The temple was built in the 14 centuries, about 600 – 700 years ago.

The monkey type is known scientifically as *Macaca fascicularis* or Balinese long-tailed macaque. There are 1260 monkeys where they live in 10 separate groups - you also can see 186 species of trees in 12.5 hectares of forest.

Safety Notes:

- **Do not attempt to feed** or interact with the monkeys unless you are under the direct supervision of a trained staff. This helps prevent aggressive behavior and ensures both your safety and theirs.
- Avoid Direct Eye Contact
- If a monkey jumps on you, **do not panic or run**. Simply stay calm and walk slowly. The monkey will likely move on after a moment.
- No Food or Drinks
- Be Mindful of Small Objects



4:00-5:00
 (1 hour)

Ubud Water Temple

Saraswati Temple (Ubud Water Palace) or Pura Taman Kemuda

Order a Grab Scooter from the monkey forest to the Saraswati Temple for 10 minutes. The temple is known for its **sacred spring-fed pools** that is used in traditional purification rituals. Many visitors come and visit the stone carvings and spiritual atmosphere.

Entry Fee: Free

Opening time: 7am-5pm

Built: 1951

Temple type: Balinese Hindu temple

Friendly reminders:

- Please don't swear or raise your voice in the temple area - people come to pray
- **Ladies should not enter the temple area if they are menstruating** – the Hindu faith says this makes a woman unclean and she may contaminate the



	<p>temple with bad energy</p> <ul style="list-style-type: none"> • You must obey the dress code – if you don't have garments that cover your shoulders and legs, please rent or buy a shawl and sarong outside the temple • Check in advance for special events at the temple – festival days can be amazing and give you additional insight into the workings of Hinduism in Bali
Evening 5:00-6:45 (1 hour 45 minutes)	<p>Dinner in Ubud Ubud Central Dinner of your choice in Ubud - refer to Ubud (central) eatery recommendation or explore (highly rated) restaurants nearby.</p> <p>Opportunity: If you are ahead of schedule, you can choose to return to the villa to get 1-2 hours rest before the 7:30pm Dance Performance at Ubud Palace.</p>
6:45-9:00 (2 hours 25 minutes)	<p>Ubud Palace & Traditional Dance Performance Ubud Palace Travel to Ubud Palace by Grab scooter (5 minutes) or walk 13 minutes to watch the Ubud Palace Legong Dance. Please aim to arrive by 7:00pm as it can be difficult to find good seats</p> <p>Booking reference: [REDACTED] Ticket price: \$ [REDACTED] pp – See Appendix for QR code</p> <p>About Ubud Palace: During the time of Majapahit Kingdom collapsed which is in the 15th century, there was a massive migration from Javanese nobles from Java to Bali Island. Then the Javanese noble creates the Gelgel Kingdom in Klungkung district, a small district located in the southeastern part of Bali Island. In the 17th century, Gelgel kingdom spread the power and regional expansion to other places in Bali and created small royal palace, one of them is Sukawati royal palace.</p> <p>About the Legong Dance: A graceful type of dance due to its complex finger gestures, difficult steps, and dramatic eye expressions. Only ladies and young girls participate in the Legong dance, and they all dress alike in a gold sabuk or tight brocade with gold trimmings.</p> <p>Return to Ubud Villa [REDACTED] Once the dance performance concludes, travel back to the villa by Grab scooter (5 minutes) or walk 13 minutes. Get some rest for an 5:30-6am early morning start to the waterfall photos tomorrow.</p>
15 Sept	Day 3 - Activities (Kanto Lamp Waterfall, Tegalalang Rice Terrace)
Morning 7:15-8:15	Travel to Gianyar



(1 hour)

Please meet your private driver from Klook at 7:15am outside the villa. Your private driver will drive 30-45 minutes to Gianyar (see appendix for QR code) . We recommended leaving breakfast for later (10am) to get those perfect iconic waterfall photos!

Things to bring:

- Dry bags
- Cash
- Towels
- Sandals/water shoes
- Wear your swimwear underneath
- Phone waterproof case
- Tampons
- Toiletries

Reminder: Tip your driver for lunch (20-50K IDR)

8:15-10:15
(2 hours)

Arrive at the Kanto Lamp Waterfalls**Kanto Lamp Waterfall**

Arrive at the Kanto Lamp Water drop off zone and purchase your tickets at the entrance. Walk down for ~10 minutes on paved pathways and then down a steep stairway down to the waterfall/pool area. There are lockers and changings room available to use close by.

Ticket: 25K IDR

Available Amenities: Toilets, showers, changing rooms, restaurant, lockers.

\$5K IDR to rent a locker to store your things safely. If you don't have a dry bag that you can bring into the waterfall area, you'll definitely want to put your stuff in a locker just to be safe!


To get the photo, you typically **wait in line** in the water for people to finish their photos. There are several unofficial guides who hang out at the waterfall and wait their turn to offer the next person in line help taking a series of photos—including offering a ton of posing tips and also taking videos—for a small donation (**recommended tip is 25-30K IDR**). It's easy to climb up onto the rocks (though they are a bit slippery, so be cautious)



There is no mobile signal in the pools. Once you are ready to leave, return to the top and get in touch with your driver for pick up. Grab or Gojek cars are not authorized to pick up from the area, but private drivers and taxi are fine.

10:15-11:15

Quick Morning Snack

(1 hour)	Gianyar Convenience store Find a convenient store close by to buy some snacks on the way back to Ubud. You are probably starving from the morning photoshoot!
11:15-12:15 (1 hour)	Car ride to Tegalalang Gianyar Take the car for 40-50 minutes (depending on traffic) from Gianyar to Tegalalang, Tis Café for lunch.
Afternoon 12:15-3:15 (3 hours)	Lunch & Chill by the Rice Fields Café by the rice terrace Arrive at Tis Café and enjoy a luxurious lunch with iconic rice field in Ubud, Bali. We recommend pre-booking in advance to avoid queues on arrival (can be busy during midday). Recommended order is the Japanese brioche and mango sticky rice.  <ul style="list-style-type: none"> • Tis café (400K minimum spend pp) • D'tukad coffee club (less crowded)
3:15-4:15 (1 hour)	Travel back to Ubud Villa Tegalalang Get in touch with your driver and take the car back to [REDACTED] for ~30-50 minutes.
4:15-6:00 (2 hours 30 minutes)	Relaxation Massage at the Villa [REDACTED] Enjoy and relax with the in-house massage appointment right in your Airbnb room to wind down after travelling over the last couple of days. [Confirm massage booking for 4:30pm for 1 hour (price starts from 200K IDR)] 
Evening 6:00~	Dinner & Shopping in Ubud Ubud Central Dinner of your choice in Ubud - refer to Ubud (central) eatery recommendation or explore (highly rated) restaurants nearby. After dinner, there's some (but limited) free time for shopping in Ubud central for gifts. Be mindful of home time as you have a sunrise hike booked for tomorrow morning (3:00am start).
16 Sept	Day 4 - Activities (Mount Batur, Travel to Nasi Penida)
Morning 3:00-4:45 (1 hour 45 minutes)	Shuttle to Mount Batur Meeting Point [REDACTED] Your tour driver will collect you from your villa at approximately 3:00 am (exact pick-up time to be confirmed closer to the date). The drive to the Mount Batur meeting point is expected to take around 1 hour and 15 minutes.

Intentionally Omitted

THINGS TO NOTE

Things to Bring

Electronics

- Travel adaptor – Euro style Type C and Type F plugs
- Drone, Insta 360, DJI Stabilizer
- Power bank

Well-being

- | | |
|---|---|
| <ul style="list-style-type: none">• Sunscreen• Mosquito Repellent / Anti-itch• First aid• Hand sanitizer / hand wipes• [REDACTED] | <ul style="list-style-type: none">• [REDACTED]• Toiletries/ Tissues• Deodorant• After sun lotion |
|---|---|

Clothing

- | | |
|--|---|
| <ul style="list-style-type: none">• Sunglasses• Shoes• Hat• Swimwear (bring all)• Towel [REDACTED] | <ul style="list-style-type: none">• [REDACTED]• Sarong [REDACTED]• Cross Bags• Water shoes• Hiking wear |
|--|---|

- Hiking jacket (for Mount Batur)
- Dry Bag/Phone waterproof bag
- Phone Lanyard
- Head lamp
- Refill-water bottle
- Plastic Bags (for wet clothes)
- Breathable clothes
- Day pack
- Light jacket

Documents/Money:

- **Cash (NZD)**
- Cash pouch
- Large wallet for cash
- Wise card
- Passport
- Printed Visa/ Accommodation/ Travel insurance

Avoiding Bali Belly

- No Salads / raw greens
- No ice
- No tap water
- No raw/ undercooked food
- Fruit that is washed by water. Fruits with thin, edible skin — like apples, grapes, or plums — might be washed in tap water — ask “is it washed by purified water”
- Wash your hand before you eat!
- Sanitize everything you touch cash (very dirty!)

Medication

- Paracetamol /Ibuprofen (pain relief, fever, headaches)
- Oral rehydration salts (ORS) – diarrhea or dehydration from the heat
- Antihistamine tablets for bites, stings, or allergies.

- Probiotics – balance gut bacteria, reduce risk of stomach issues
- Antidiarrheal (loperamide/Imodium) – control urgent diarrhea
- Activated charcoal tablets – mild food poisoning

Things to know before visiting Bali

- Dress modest at temples (cover shoulders and knees)
- Don't touch people's heads
- Don't touch stray dogs (rabies)
- Offerings (Canag Sari) – woven baskets with flowers/food, please step around them
- Use your right hand when receiving
- Mosquitoes (risk of dengue)
- Weather (Sep – dry season) – 22-27 degrees
- Bargaining is expecting – do it with a smile
- Sunset time – 6:20pm

VISA REQUIREMENTS

Pre-Preparation

- 1) **Customs declaration form:** Complete the online customs declaration form and get a QR code within 3 days before your flight. – QR code
- 2) **Health declaration form:** Complete the official MPOS Health Declaration form before your flight (<https://sshp.kemkes.go.id/>)
- 3) **Tourist tax:** Pay a 150000 IDR (16 NZD) tourist levy via the official tax payment link (<https://lovebali.baliprov.go.id/>)- QR Code
- 4) **Printed Visa**
- 5) **Printed Travel Insurance**
- 6) **Printed return flights**
- 7) **Printed accommodation**

Bali Visa Entry

Intentionally Omitted

SHOPPING

Below is a list of recommended things to buy when visiting Bali.

Intentionally Omitted

WHAT TO EAT

- Nasi Goreng – Fried Rice
- Satay - meat skewers (usually chicken) cooked over hot coals and slathered in a moreish peanut sauce.
- Nasi Campur – Mixed rice (similar to Indian) with meat, fish or veggies.
- Sambal – Chilli sauce
- Bali Guling – Balinese version of roast suckling pig
- Pepes Ikan – Whole fish marinated in fragrant herbs and spices steamed in banana leaf
- Mie goreng – Stir fried noodle
- Jajanan pasar – Traditional market cake
- Es campur – Popular sweet treat, shaved ice mixed with coconut milk


COMMON PHRASES

- Hello - Halo / Hai
- Thank you - Terima ka-sih
- Yes – I-ya
- Sorry/excuse me – Ma-af
- No – Ti-dak / Nggak (casual)
- How much? - Berapa?

TIPPING CULTURE

- Private driver – 50-100K IDR per day is standard
- Housekeeping – 20-30K IDR, paid at the end of your stay
- Bellboy/porters – 10-20 IDR
- Taxi ride – not expected
- Street vendors – not expected

USEFUL APPS



RefillMyBottle App

Check for dedicated refill points in Bali using this app or website.



Google Maps



WhatsApp



Google Translate



Grab



Gojek

WIFI/E-SIM

Intentionally Omitted

EXPENSE TRACKING

Categories	Sub-categories	Budget	Final
Transport			
	Flights	Intentionally Omitted	
	Car Rides		
	Ferry		
Accommodation	Ubud x3 night		
	Nasi Penida x4 night		
Food			
Activities			

		<div>Intentionally Omitted</div>	
	Ubud Palace Dance		
	Water Ritual		
	Mount Batur		
	Snorkeling with Sea Turtles		
	Snorkeling with Manta Ray		
	Massage x2		
Shopping			
Insurance			
Visa			
E-sim			
Contingency			
		Total	
		per person	

APPENDIX

Insurance

Policy number:

Intentionally Omitted

Visa Documents

Intentionally Omitted

Booking QR Codes

Intentionally Omitted